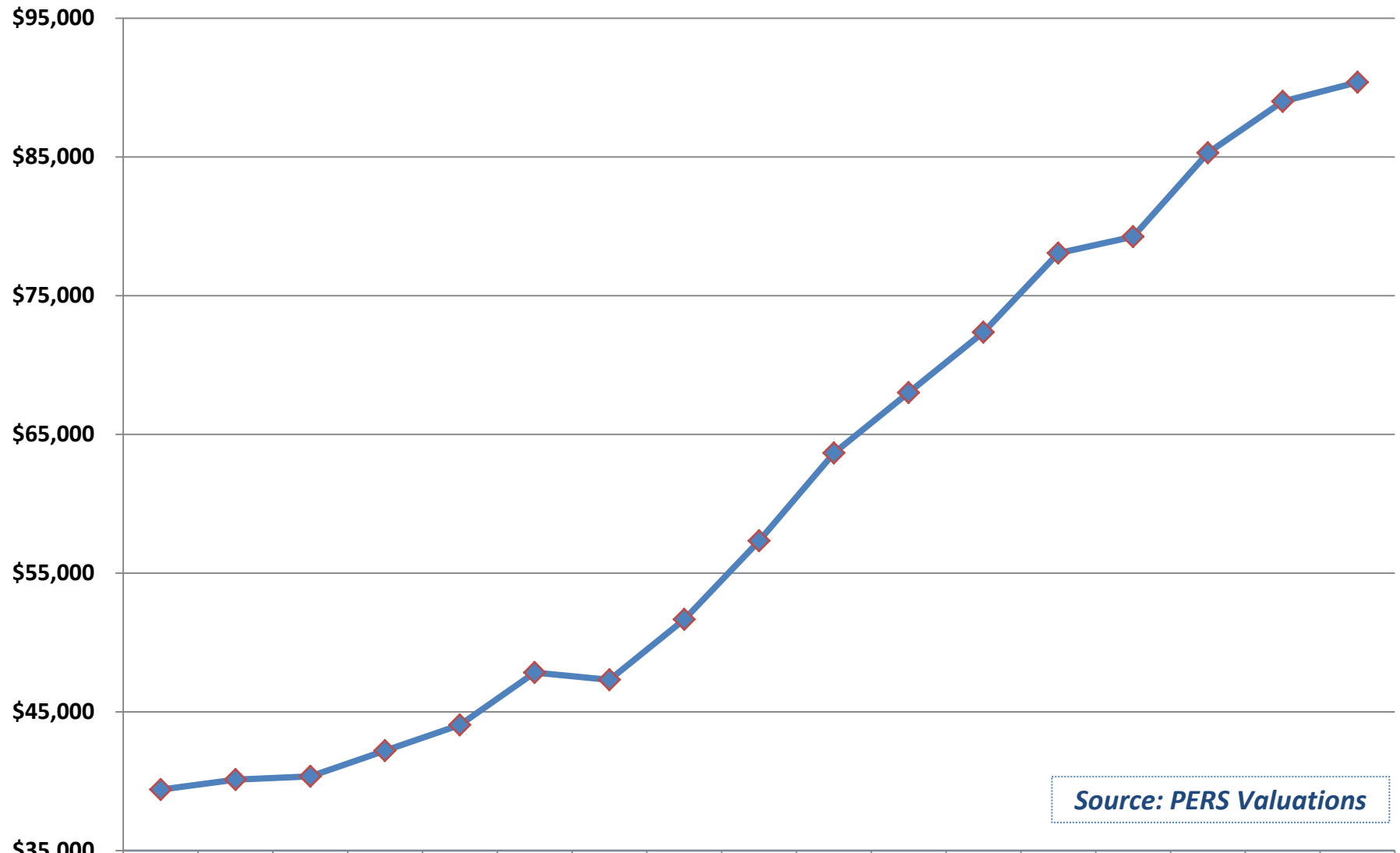


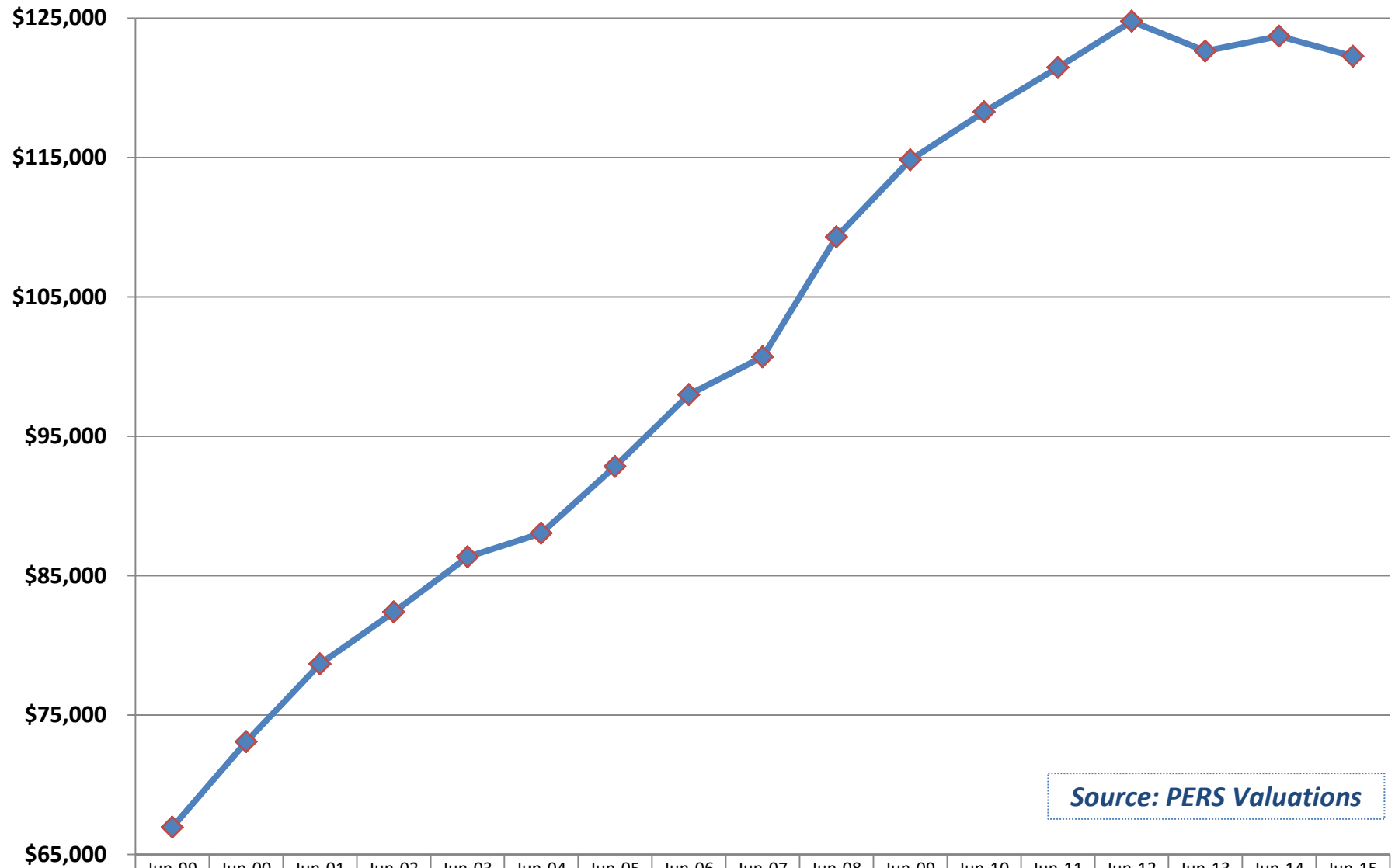
Costa Mesa Police Average CalPERS Pension



Source: PERS Valuations

	Jun-99	Jun-00	Jun-01	Jun-02	Jun-03	Jun-04	Jun-05	Jun-06	Jun-07	Jun-08	Jun-09	Jun-10	Jun-11	Jun-12	Jun-13	Jun-14	Jun-15
Pension	\$39,400	\$40,112	\$40,351	\$42,201	\$44,048	\$47,830	\$47,306	\$51,655	\$57,333	\$63,654	\$68,004	\$72,367	\$78,056	\$79,245	\$85,288	\$88,993	\$90,387
Count	52	52	51	54	56	56	60	63	69	72	75	86	85	89	93	103	106

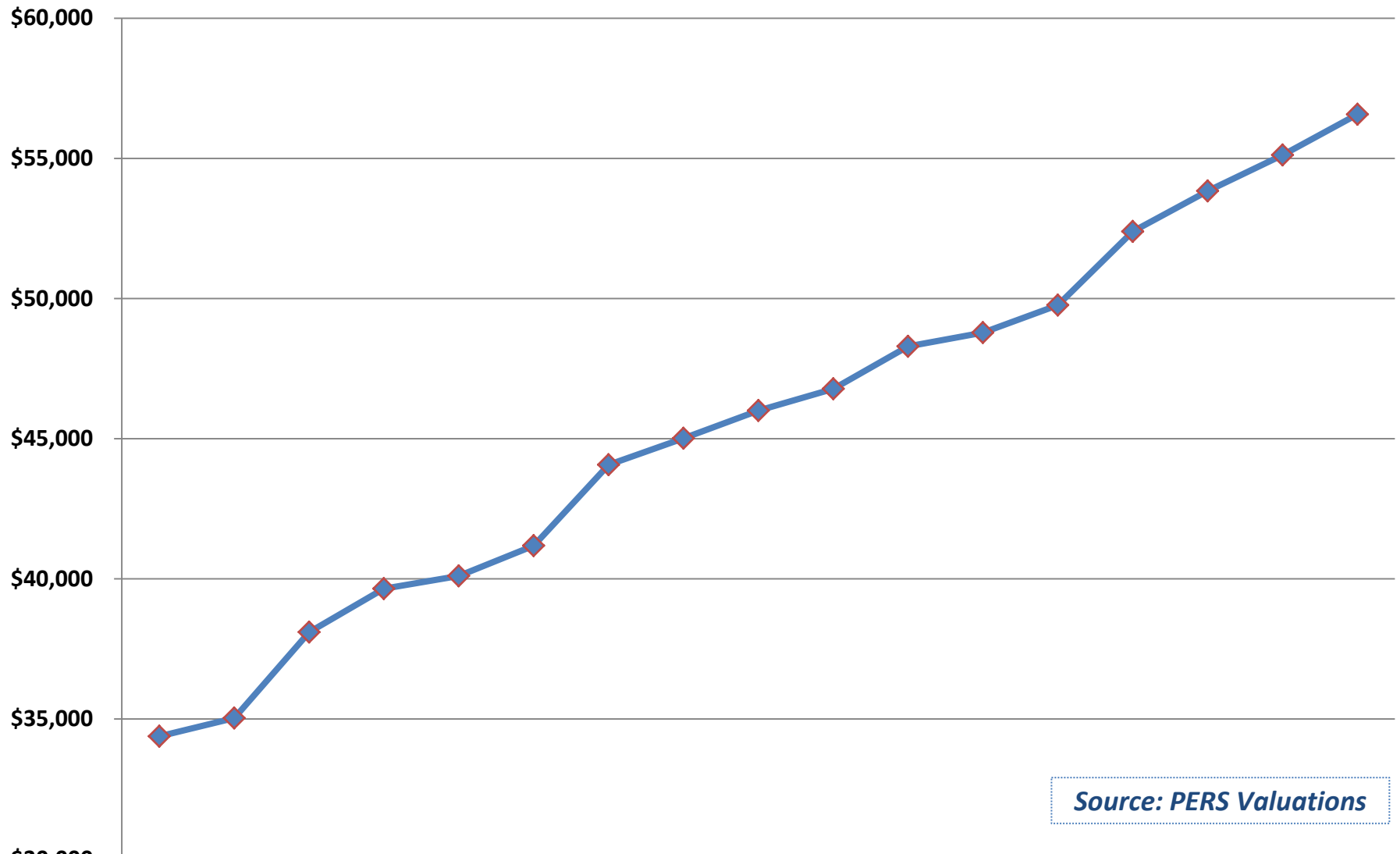
Costa Mesa Police Average CalPERS Salary Base



Source: PERS Valuations

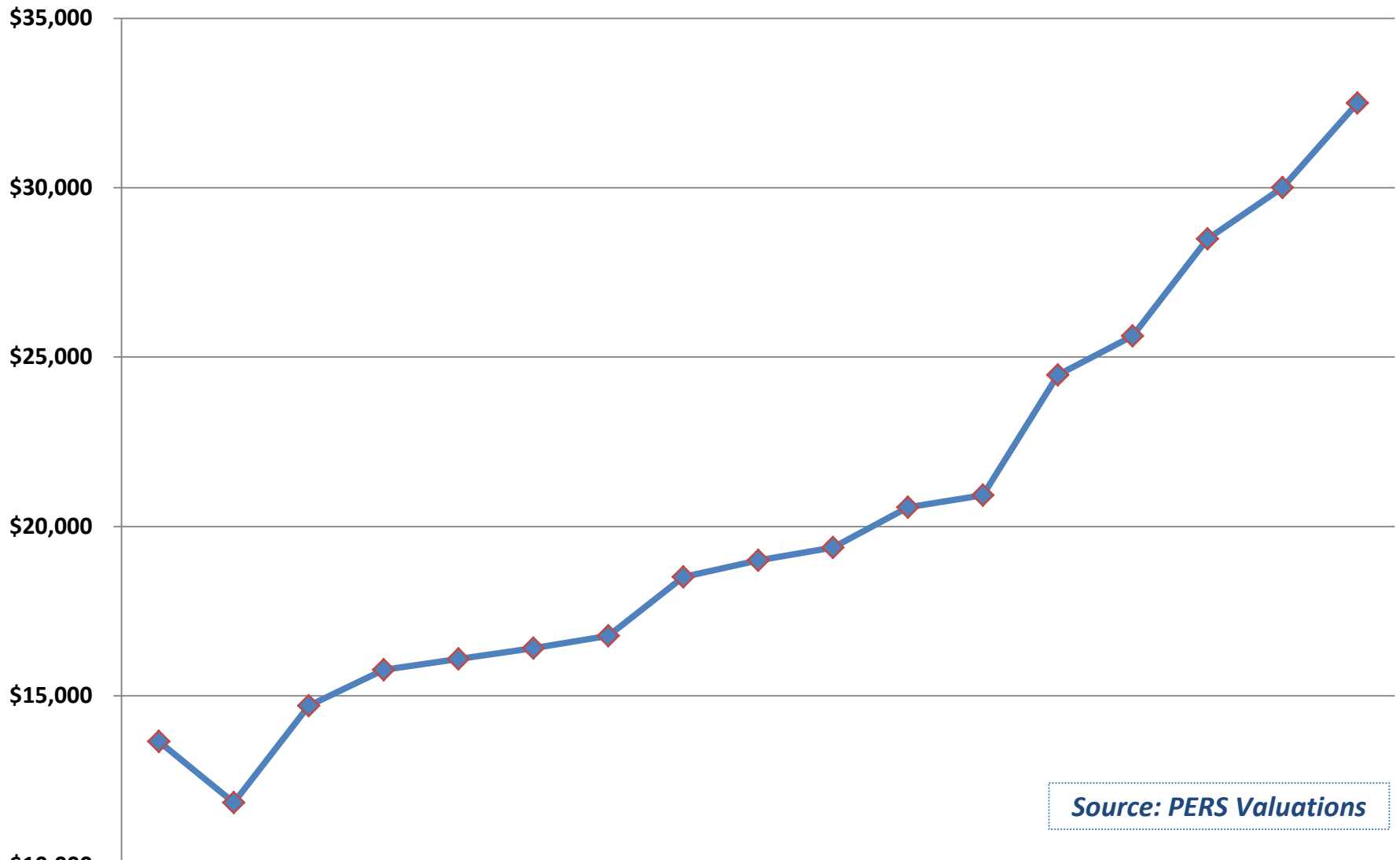
	Jun-99	Jun-00	Jun-01	Jun-02	Jun-03	Jun-04	Jun-05	Jun-06	Jun-07	Jun-08	Jun-09	Jun-10	Jun-11	Jun-12	Jun-13	Jun-14	Jun-15
Salary	\$66,958	\$73,091	\$78,668	\$82,385	\$86,347	\$88,039	\$92,828	\$97,978	\$100,69	\$109,30	\$114,83	\$118,27	\$121,46	\$124,77	\$122,63	\$123,70	\$122,26
Count	154	153	153	152	161	158	159	155	160	161	164	151	145	133	122	108	112

Costa Mesa Police Average CalPERS Industrial Disability Pension



	Jun-99	Jun-00	Jun-01	Jun-02	Jun-03	Jun-04	Jun-05	Jun-06	Jun-07	Jun-08	Jun-09	Jun-10	Jun-11	Jun-12	Jun-13	Jun-14	Jun-15
Disability	\$34,379	\$35,033	\$38,095	\$39,646	\$40,100	\$41,179	\$44,067	\$45,013	\$46,000	\$46,774	\$48,295	\$48,787	\$49,761	\$52,390	\$53,839	\$55,116	\$56,574
Count	23	23	28	33	35	36	38	39	40	41	39	40	43	40	43	47	52

Costa Mesa Police Average CalPERS Death Beneficiary Pension



Source: PERS Valuations

	Jun-99	Jun-00	Jun-01	Jun-02	Jun-03	Jun-04	Jun-05	Jun-06	Jun-07	Jun-08	Jun-09	Jun-10	Jun-11	Jun-12	Jun-13	Jun-14	Jun-15
Death Bene	\$13,651	\$11,847	\$14,708	\$15,772	\$16,087	\$16,409	\$16,774	\$18,511	\$18,997	\$19,377	\$20,565	\$20,926	\$24,470	\$25,624	\$28,486	\$30,004	\$32,501
Count	4	6	7	8	8	8	9	11	12	12	12	12	13	14	17	16	16

City of Costa Mesa - Sworn Police Employees CalPERS Participant Data

Year	Service Retirement			Industrial Disability			Death After Retirement			Non-Industrial Disability			Total Benefits			Salary		
	#	Average	Total	#	Average	Total	#	Average	Total	#	Average	Total	#	Average	Total	#	Average	Total
Jun-99	52	\$39,400	\$2,048,800	23	\$34,379	\$790,717	4	\$13,651	\$54,604	1	\$29,460	\$29,460	80	\$36,545	\$2,923,581	154	\$66,958	\$10,311,532
Jun-00	52	\$40,112	\$2,085,824	23	\$35,033	\$805,759	6	\$11,847	\$71,082	1	\$30,050	\$30,050	82	\$36,497	\$2,992,715	153	\$73,091	\$11,182,923
Jun-01	51	\$40,351	\$2,057,901	28	\$38,095	\$1,066,660	7	\$14,708	\$102,956	2	\$28,882	\$57,764	88	\$37,333	\$3,285,281	153	\$78,668	\$12,036,204
Jun-02	54	\$42,201	\$2,278,854	33	\$39,646	\$1,308,318	8	\$15,772	\$126,176	1	\$31,264	\$31,264	96	\$39,006	\$3,744,612	152	\$82,385	\$12,522,520
Jun-03	56	\$44,048	\$2,466,688	35	\$40,100	\$1,403,500	8	\$16,087	\$128,696	1	\$31,890	\$31,890	100	\$40,308	\$4,030,774	161	\$86,347	\$13,901,867
Jun-04	56	\$47,830	\$2,678,480	36	\$41,179	\$1,482,444	8	\$16,409	\$131,272	1	\$32,527	\$32,527	101	\$42,819	\$4,324,723	158	\$88,039	\$13,910,162
Jun-05	60	\$47,306	\$2,838,360	38	\$44,067	\$1,674,546	9	\$16,774	\$150,966	1	\$33,177	\$33,177	108	\$43,491	\$4,697,049	159	\$92,828	\$14,759,652
Jun-06	63	\$51,655	\$3,254,265	39	\$45,013	\$1,755,507	11	\$18,511	\$203,621	1	\$33,841	\$33,841	114	\$46,028	\$5,247,234	155	\$97,978	\$15,186,590
Jun-07	69	\$57,333	\$3,955,977	40	\$46,000	\$1,840,000	12	\$18,997	\$227,964	1	\$34,516	\$34,516	122	\$49,659	\$6,058,457	160	\$100,699	\$16,111,840
Jun-08	72	\$63,654	\$4,583,088	41	\$46,774	\$1,917,734	12	\$19,377	\$232,524	1	\$35,208	\$35,208	126	\$53,719	\$6,768,554	161	\$109,307	\$17,598,427
Jun-09	75	\$68,004	\$5,100,300	39	\$48,295	\$1,883,505	12	\$20,565	\$246,780	1	\$35,913	\$35,913	127	\$57,217	\$7,266,498	164	\$114,832	\$18,832,448
Jun-10	86	\$72,367	\$6,223,562	40	\$48,787	\$1,951,480	12	\$20,926	\$251,112	1	\$36,631	\$36,631	139	\$60,883	\$8,462,785	151	\$118,274	\$17,859,374
Jun-11	85	\$78,056	\$6,634,760	43	\$49,761	\$2,139,723	13	\$24,470	\$318,110	1	\$37,363	\$37,363	142	\$64,295	\$9,129,956	145	\$121,467	\$17,612,715
Jun-12	89	\$79,245	\$7,052,805	40	\$52,390	\$2,095,600	14	\$25,624	\$358,736	1	\$38,109	\$38,109	144	\$66,286	\$9,545,250	133	\$124,771	\$16,594,543
Jun-13	93	\$85,288	\$7,931,784	43	\$53,839	\$2,315,077	17	\$28,486	\$484,262	1	\$38,871	\$38,871	154	\$69,935	\$10,769,994	122	\$122,631	\$14,960,982
Jun-14	103	\$88,993	\$9,166,279	47	\$55,116	\$2,590,452	16	\$30,004	\$480,064	1	\$39,649	\$39,649	167	\$73,512	\$12,276,444	108	\$123,700	\$13,359,600
Jun-15	106	\$90,387	\$9,581,022	52	\$56,574	\$2,941,848	16	\$32,501	\$520,016	1	\$40,442	\$40,442	175	\$74,762	\$13,083,328	112	\$122,261	\$13,693,232